

PB Worldwide Summit Virtual Exhibit Hall

LOGGING IN

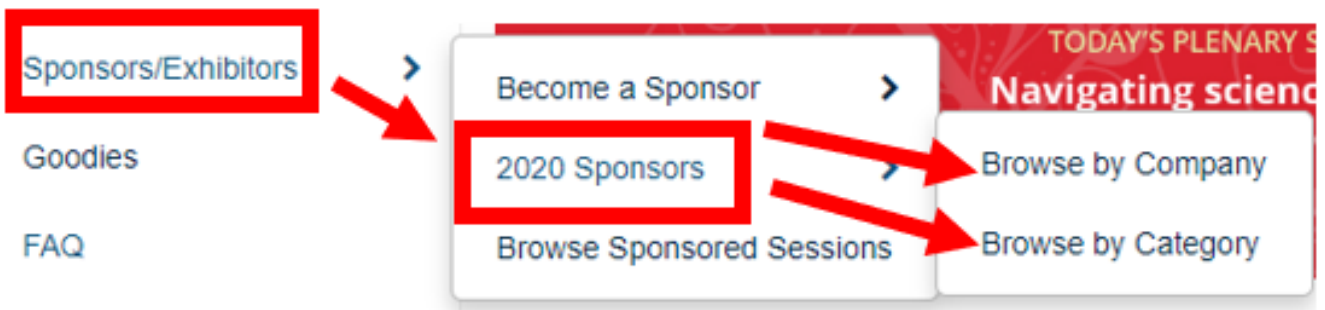
First, make sure you are logged in so you can receive all the benefits of being an attendee!



HOW TO VIEW SPONSORS/EXHIBITORS

Browse by Company: this will show a list of all exhibitors and sponsors A-Z

Browse by: Category: this will show exhibitors and sponsors by category




NAVIGATING THROUGH THE BOOTHS

Once you click on a company you will see their virtual booth. From here you can view their company details, watch their intro video, click through resources, and connect with booth representatives.


To connect with company representatives there are a few different ways:

1. **Contact Info**: from here you can see the booth representatives. If you click on their image you can learn more about the representative and email them directly.
2. **Video Chat**: you are able to live video chat with booth representatives just like you are attending an in-person meeting. There will be up to 4 rooms per booth that you can join and chat with representatives as well as other attendees. View more about video chatting below.
3. **Request Information**: if you click this button you are able to write a message to the company requesting more info. The company will receive your request and get back to you by email.

★ Favorite 👍 Like 🐦 Tweet 🖨 Print



ASPB Membership



Company Details

- Contact Info (2 representatives)
- Resources (5 items)
- Video Chat (2 representatives)
- Scan and Win (10 points)

ASPB

ASPB (American Society of Plant Biologists)

Resources for Plant Scientists

ASPB Membership

ASPB membership dues helps ASPB provide many opportunities to the global plant science community. These opportunities include leadership roles, education, career development, presenting and publishing, funding and community-building, among many others. ASPB members gain access to high quality scientific content in The Plant Cell and Plant Physiology and discounts on author charges, meeting and job posting discounts, early registration for Plantae Webinars, and much more.

GIVEAWAY

Website Request Information

VIDEO CHATTING WITH EXHIBITORS/SPONSORS

Click on the Video Chat side bar within the booth you want to video chat with.

From here you can see the representatives who are “manning the booth.” If you hover over the representatives name- you can see when they will be available online to chat. If you wish to chat with one of the representatives, click on the red Video Chat button to be connected.

You will have the option to turn off your camera or mute yourself if needed. There is also the option for a text chat once you enter the video room as well as a “raise hand” button.

Each rooms hold 6 people so if one room is filled up- try a different representative. If all of the rooms are filled- tried back later or use the other connection features we mentioned above

Please note that exhibitors will ONLY be available during the times they have listed in their availability. Please hover over the video chat button to view their availability

The screenshot displays the ASPB Education & Outreach booth interface. At the top, there are social media sharing options: Favorite, Like, Tweet, and Print. The main header features the text "ASPB Education & Outreach" and the ASPB logo. Below the header, a sidebar on the left lists menu items: Company Details, Contact Info (2 representatives), Resources (4 items), Video Chat (2 representatives) (highlighted with a red box), and Scan and Win (10 points). The main content area is titled "Video Chat Representatives" and features two representative profiles. The first profile is for Winnie Nham, with a red box around her name and a red arrow pointing to her "Video Chat" button. A tooltip above her name shows her availability: "Monday 7/27: 10-12 AM EDT" and "Friday 7/31: 10-12 AM EDT". Below her profile is a green dot and the text "Hover here for Availability". The second profile is for Erin Friedman, also with a red box around her name and a red arrow pointing to her "Video Chat" button. Below her profile is a green dot and the text "Hover here for Availability". At the bottom of the interface, there is a blue "GIVEAWAY" button and two red buttons: "Website" and "Request Information".

SCAN AND WIN GAME & GIVEAWAYS

Scan and Win: You will need a phone to play! Download the EventScribe app onto your phone.

Once that is downloaded you will click on the exhibiting companies participating in the Scan and Win Game by going to their booth. In their booth on the left hand side bar you will see the Scan and Win Game.

Open the event scribe app and scan the QR code. From here you will be asked a question and you need to select the correct answer. Don't worry- you have multiple tries to get the answer right.

All attendees that play the Scan and Win Game will be entered to win prizes!

You can track other attendees by clicking on the leaderboard to see where you stand with the competition!

★ Favorite 👍 Like 🐦 Tweet 🖨️ Print

ASPB Education & Outreach



- Company Details
- Contact Info (2 representatives)
- Resources (4 items)
- Video Chat (2 representatives)
- Scan and Win (10 points)**

View Leader Board

Your Points: 30

Light up the Leaderboard! Complete as many scan and win questions as possible and see your name rise to the top! You will find scan and win QR Codes to scan dotted around the exhibit hall and presentations. Play for a chance to WIN one of 3 Awesome Prizes, (2 Full registrations to PB2021 (registration only, can be transferable to 2022) or a \$100 Amazon gift card. The 3 winners will be announced at the start of the Friday Morning Plenary Session and the winners will also receive an email confirmation of how to claim their prize at the end of the Conference.



Instructions

ASPB is excited to announce an interactive game SCAN&WIN for attendees at this year's PB20 Worldwide Summit. Attendees will visit participating sponsors' virtual booths and other areas of the virtual event (career fair, and networking sessions) to locate SCAN&WIN QR CODES. Each QR Code will contain a question that is answered to earn points to light up the Leaderboard. Complete as many SCAN&WIN questions as possible (questions may change each day, Monday-Thursday) and see your name rise to the top.

Play for a chance to WIN one of 3 Awesome Prizes, (2 Full registrations to

Giveaways: there will be a button on each booth that says “GIVEAWAY” if you click this button you will be taken to another survey screen where you can enter information and be entered to win a prize or giveaway organized by the exhibitor- just like an booth drawing in person.

The screenshot shows a digital booth interface for the American Society of Plant Biologists (ASPB). On the left is a vertical navigation menu with the following items: "Company Details", "Contact Info (2 representatives)", "Resources (6 items)", "Video Chat (2 representatives)", and "Scan and Win (10 points)". Below the menu is a prominent blue button with a red border that says "GIVEAWAY". To the right of the menu, there are two red buttons: "ASPB (American Society of Plant Biologists)" and "Resources for Plant Scientists". Further right, there is a text block describing membership benefits, including access to scientific content, discounts on author charges, meeting and job posting discounts, early registration for Plantae Webinars, and more. At the bottom right of the booth area are two more red buttons: "Website" and "Request Information".