



ANNUAL CLINICAL ASSEMBLY

Reach: ACOS Mission Possible

Orlando, Florida

September 25 - 29, 2024



Instructions to Access Session Evaluations and Claim Your CME Credits

Thank you for registering for the 2024 ACOS Annual Clinical Assembly! This guide provides instructions on accessing the online CME tracking and program evaluation system to complete the required evaluations and receive a certificate of participation and a detailed transcript.

- 1) To access the 2024 Annual Clinical Assembly (ACA) Website and Survey Magnet Portal, navigate to the 2024 ACA website: <https://2024aca.eventscribe.net/>
- 2) Click on the “**Login**” button in the top left, log in using your ACOS membership credentials; enter your username and password; and click “**Sign In.**”

The screenshot shows the top of the ACA 2024 website. The header includes the ACA 2024 logo, the event title 'ANNUAL CLINICAL ASSEMBLY', the tagline 'Reach: ACOS Mission Possible', the location 'Orlando, Florida | September 25 - 29, 2024', and logos for the American College of Osteopathic Surgeons and the American Osteopathic Association. Below the header is a navigation bar with a 'Login' button highlighted by a red box and a red arrow pointing down. To the right of the 'Login' button are 'Schedule' and 'Search' buttons. On the left side, there is a vertical navigation menu with items: 'Conference Info', 'Schedule', 'People', 'Exhibitors', 'Policies & Statements', and 'ACOS Home'. A red arrow points up to the 'Conference Info' item. Below the navigation menu are social media icons for Facebook, Twitter, YouTube, LinkedIn, and Instagram. The main content area consists of three large, horizontal tiles. The first tile is blue and green with the text 'FULL SCHEDULE' and an illustration of hands holding icons for a hospital bed, a person, and a book. The second tile is teal with the text 'DISCIPLINE SCHEDULES'. The third tile is green and dark green with the text 'CLAIM YOUR CME' and a note: 'You do not have access to this tile. This tile is for premium level accounts only.' It also features icons for CME, a clock, and a plus sign.

Please note, if you have forgotten your username or password, please click - [Forgot username?](#) | [Forgot password?](#)

- 3) The first time you log in you must complete your profile details. Complete each step and click **“Save and Continue.”** You will only need to do this the first time you log in. **Note: Completing your profile is needed to claim CME credits!**



For those who registered online after the conference or conference attendees who wish to earn additional credits... you will need to return to the [main conference page](#) to select sessions and view video recordings. From [2024 Annual Clinical Assembly \(ACA\)](#), the main conference page, click ‘Schedule,’ and find and select sessions, then click the ‘Video’ icon at the bottom of the presentation screen.


ANNUAL CLINICAL ASSEMBLY
 Reach: ACOS Mission Possible
 Orlando, Florida | September 25 - 29, 2024

George W. ▾ Schedule Search for... Search

- Conference Info >
- Schedule >
- People >
- Exhibitors >
- Claim Your CME >
- Policies & Statements
- ACOS Home



FULL SCHEDULE

DISCIPLINE SCHEDULES

CLAIM YOUR CME


ANNUAL CLINICAL ASSEMBLY
 Reach: ACOS Mission Possible
 Orlando, Florida | September 25 - 29, 2024

George W. ▾ Home Search for... Search

General Interest
Cardiothoracic Surgery
General Vascular Surgery
General Surgery

Neurological Surgery
Proctology
Plastic and Reconstructive Surgery

Urological Surgery

| | | |
|-------------------------|---|--|
| 11:30 AM – 12:30 PM CDT | Ceremonial Conclave Rehearsal Location: Mediterranean Salon 4, Lobby Level | ★ |
| | <div style="display: flex; justify-content: space-between; margin-bottom: 5px;"> General Interest Cardiothoracic Surgery General Vascular Surgery General Surgery </div> <div style="display: flex; justify-content: space-between; margin-bottom: 5px;"> Neurological Surgery Proctology Plastic and Reconstructive Surgery </div> <div style="display: flex; justify-content: space-between;"> Urological Surgery </div> | |
| 11:30 AM – 2:00 PM CDT | Quick-shot Presentations Location: Coquina Ballroom, Lobby Level | ★ |
| | <div style="display: flex; justify-content: space-between; margin-bottom: 5px;"> General Interest Cardiothoracic Surgery General Vascular Surgery General Surgery </div> <div style="display: flex; justify-content: space-between; margin-bottom: 5px;"> Neurological Surgery Proctology Plastic and Reconstructive Surgery </div> <div style="display: flex; justify-content: space-between;"> Urological Surgery </div> | |
| 12:00 PM – 12:30 PM CDT | Robotic Acute Care Surgery Location: Mediterranean Salon 2, Lobby Level Member Speaker: Greg E. Starley, DO, FACOS – Legacy Health System |   ★ |
| | <div style="display: flex; justify-content: space-between; margin-bottom: 5px;"> General Interest Cardiothoracic Surgery General Vascular Surgery </div> <div style="display: flex; justify-content: space-between; margin-bottom: 5px;"> General Surgery Neurological Surgery Proctology </div> <div style="display: flex; justify-content: space-between;"> Plastic and Reconstructive Surgery Urological Surgery Robotic Surgery </div> | |

 CE: .5

Select a session


The screenshot shows a CME session page for "Robotic Acute Care Surgery" on Thursday, September 26, 2024, from 12:00 PM to 12:30 PM CDT. The speaker is Greg E. Starley, DO, FACOS, Medical Director System Robotic Surgery Program at Legacy Health System. A "Video" button is highlighted with a red box, and a red arrow points to it from a text box that says "Click the video button to view recordings".

CME CREDIT CLAIMING:

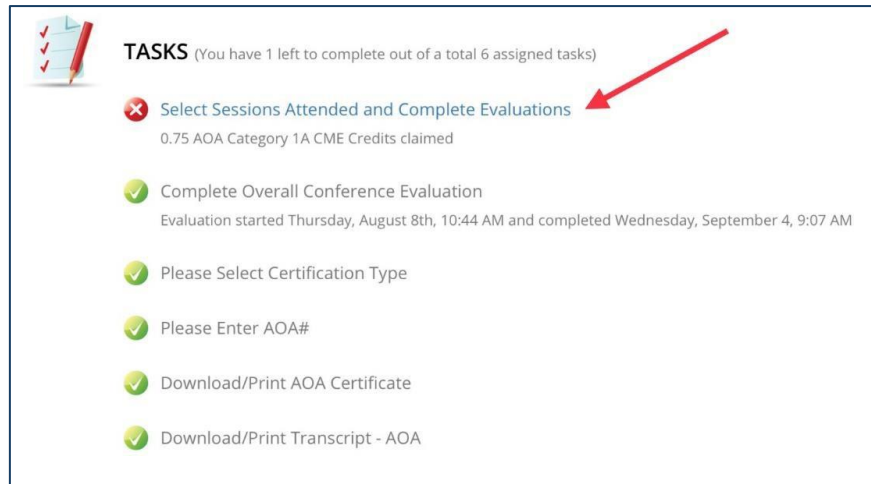
- 4) Click on the “**Claim Your CME**” option and select “**Tests & Evaluations**” to be redirected to the Survey Magnet Portal, where you will complete evaluations.

To claim CME commensurate with your participation in the 2024 ACA, registrants must first evaluate each lecture attended by completing the “**Select Sessions Attended and Complete Evaluations**” task.

Physicians eligible to earn CME credits will only be able to claim the credits corresponding with the sessions they attended on site at the ACA or online by watching video-recorded content.

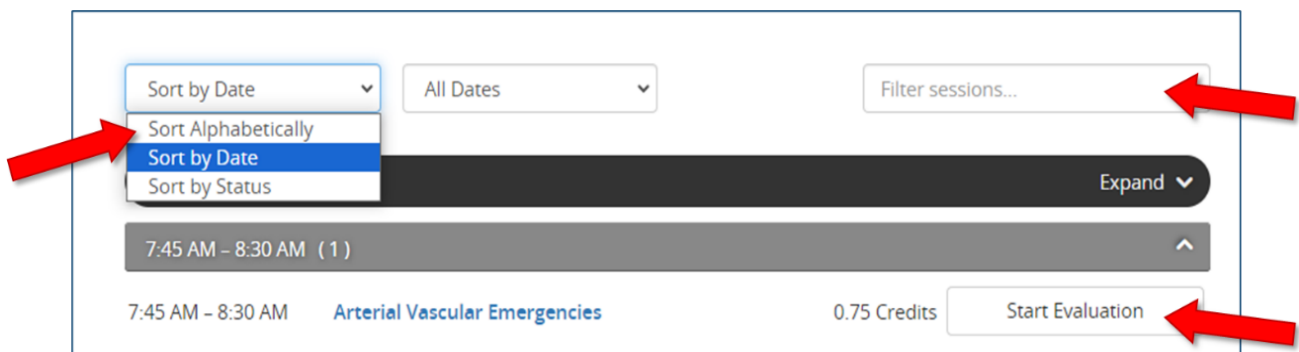
As you complete the evaluations, the system will calculate the total number of CME credit hours earned. You may claim up to 40 credits. Once all steps are completed in full, a certificate and transcript will be made available through the system.

- 1) On the "**Select Sessions Attended and Complete Evaluations**" task, select the sessions you attended by expanding each day, sorting sessions alphabetically or completion status, or simply using the search bar.




Once found, click the "**Start Evaluation**" button to complete the CME evaluation questions and claim credit for the session.

Note: Session evaluations will become available upon the scheduled end time of each session.



- 2) Once you have completed the individual session evaluations, click the "**Submit to Complete Task**" button at the top right of the page to move onto the next task.

You may always return to complete additional session evaluations; however, any further selections or edits will require the task to be resubmitted for completion.



SELECT SESSIONS ATTENDED AND COMPLETE EVALUATIONS
(REQUIRED TO CLAIM CME CREDIT)

Submit to Complete Task

3) In addition to the individual session evaluations, registrants must complete the "Complete Overall Conference Evaluation" task to claim their CME credits.


✘ Complete Overall Conference Evaluation *(Required to Claim CME Credit)*

4) Upon completion of the Session and Overall Conference Evaluation tasks, you will be able to click on a new task, "Select Certification Type" to select either AOA Category 1-A Credit hours or *AMA PRA Category 1 Credits™*. Both certificate types cannot be issued.

✔ Select Sessions Attended and Complete Evaluations *(Required to Claim CME Credit)*
23.00 AOA Category 1A Credit Credits claimed

✔ Complete Overall Conference Evaluation *(Required to Claim CME Credit)*

✘ Please Select Certification Type *(Required to Claim CME Credit)*



PLEASE SELECT CERTIFICATION TYPE *(REQUIRED TO CLAIM CME CREDIT)*

Submit

* Certificate Type
Please select the Certificate type you are seeking:

Nothing selected...
Nothing selected...
AOA
AMA PRA

Date of Birth
If you are claiming AMA PRA Category 1 Credit(s) you will need to complete your date of birth for submissions to the ACCME.

MM/DD/YYYY

5) Once you have selected either AOA or AMA PRA certificate type, click "Download/Print Certificate" or "Download/Print Transcript" to retrieve your certificate and detailed transcript.

Note: If claiming AOA credits, ACOS will report your credits to the AOA on your behalf at the close of the submission period.

- ✓ Please Select Certification Type *(Required to Claim CME Credit)*
- ✗ Download/Print AOA Category 1A Credit CME Certificate *(Required to Claim CME Credit)*
- ✗ Download/Print AOA Category 1A Credit CME Transcript

Thank you for taking part in the 2024 Annual Clinical Assembly!

Please contact Meetings@facos.org if you need any assistance.

ACA
2024

ANNUAL
CLINICAL
ASSEMBLY

Orlando, Florida | September 25-29, 2024

Reach: ACOS Mission Possible

